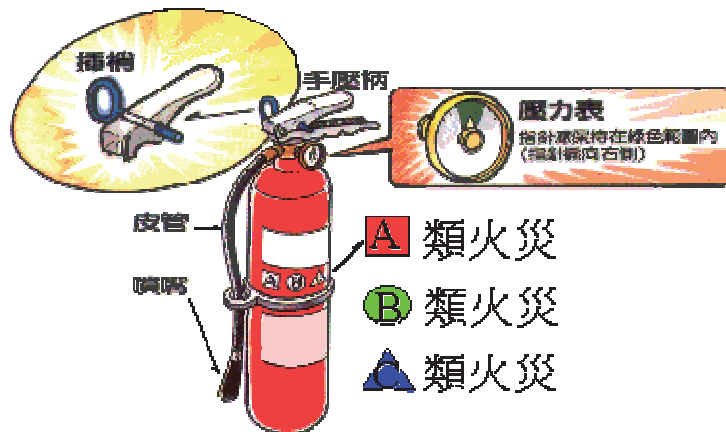


滅火器使用法



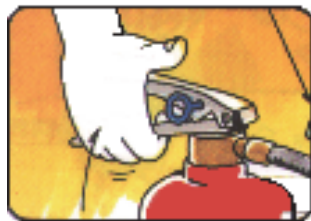
A 類火災：

木材、紙張、綿紗、布料、塑膠類等易燃物質。

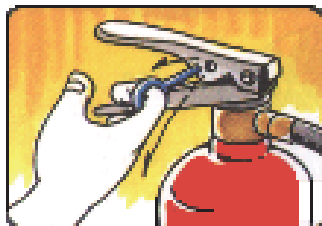
B 類火災：溶劑、油料類、液化瓦斯等石油系列物質。

C 類火災：通電中設備(尚未切斷電源的火災)。

提起滅火器




拉開安全插




握住皮管，朝向火苗




用力握下手壓柄



朝向火源根部噴



左右移動掃射



熄滅後用水冷卻餘燼

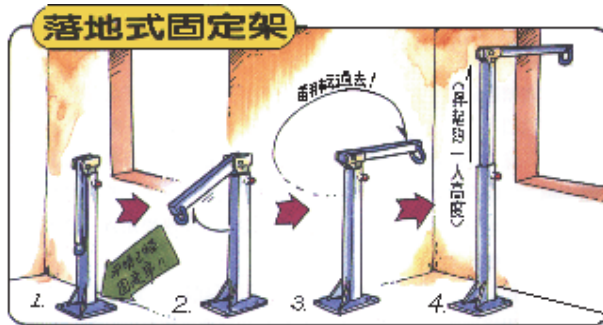


保持監控確定熄滅

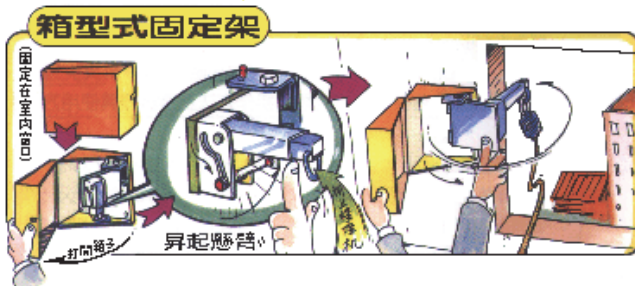


降機固定架

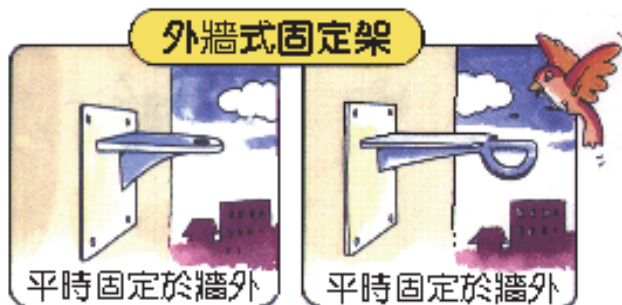
一、落地式固定架



二、箱型式固定架



三、外牆式固定架

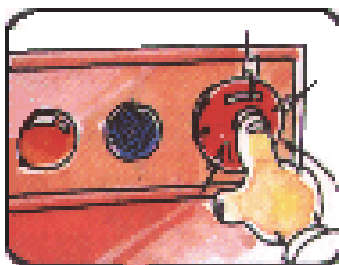


室內消防栓使用法


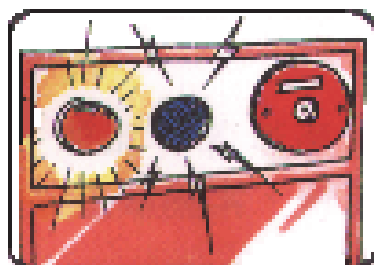
平時多注意消防栓的位置



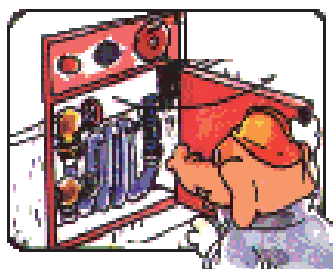
發現火警按下手動報警按鈕



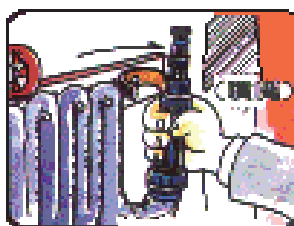
報警警示燈會閃和鈴聲大作




打開消防栓箱




取出瞄子(噴嘴)



取下水帶




注意接頭是否牢固



轉動制水閥

小心反作用力非常大
一定要緊握瞄子噴嘴

轉動瞄子噴嘴選擇適當射水方式

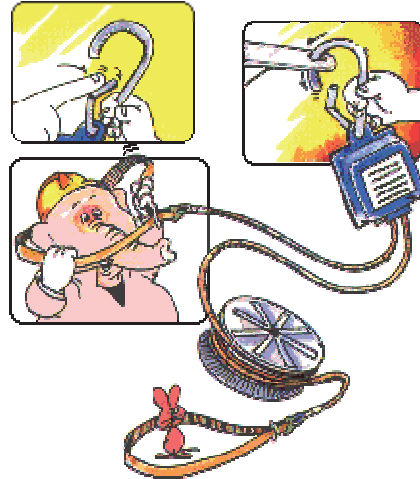


↻ 緩降機使用法 ↻

一. 自盒中取出緩降機





二. 打開掛勾接口、掛上固定架、安全索套在腋下



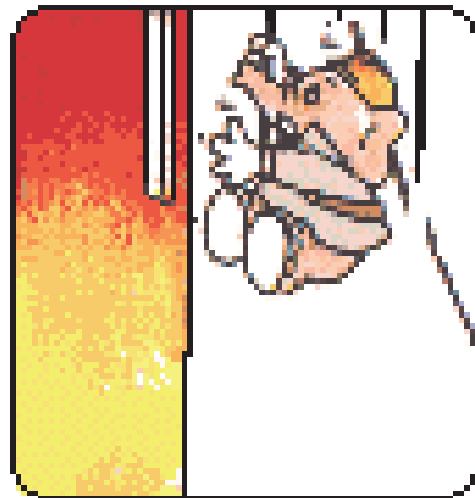

三. 調節器至胸口不超過一臂長

四. 拉緊調節器下兩條繩索以增加安全性



五. 攀出窗外後面向牆壁

六. 放開雙手，雙手輕觸壁面



雙手切勿上舉以避免安全索鬆脫

七.下降後立刻拿開安全索



八.順勢拉繩索到頂，以便下一位使用

